



**JDM** JingDa Machine  
**宁波精达**  
 股票代码 603088



**成套冲压成形解决方案的制定者**  
 A complete set of stamping forming solutions

**宁波精达成形装备股份有限公司**  
**JDM-JINGDA MACHINE(NINGBO)CO.,LTD**

总部地址:浙江省宁波市江北区金山路377号  
 电话:0574-87562525  
 传真:0574-87562555  
 邮箱:jdm@nbjingda.com  
 网址:http://www.nbjingda.com

Add:377 Jinshan Road, Jiangbei District, Ningbo City,  
 Zhejiang Province,China  
 Tel:0086-574-87562556  
 Fax:0086-574-87562586  
 Email:jdm@nbjingda.com  
 http://www.nbjingda.com

国外办事处 International Office  
 东南亚-吉隆坡 Southeast asia:Kuala Lumpur  
 印度-新德里 India:New Delhi  
 美国-德克萨斯州 USA:El Paso. Texas

国内办事处:Domestic Office  
 广州 Guangzhou  
 武汉 Wuhan  
 重庆 Chongqing  
 永康 Yongkang  
 江苏 Jiangu



**宁波精达成形装备股份有限公司**  
**JDM-JINGDA MACHINE(NINGBO)CO.,LTD**

宁波和大传媒 TEL:13906629755

# ABOUT US

## 关于我们

◎ Since 1990

宁波精达成形装备股份有限公司始建于1990年，国家重点高新技术企业，国家创新型示范企业。公司本着“友善、专注、创新、共赢”的企业理念，以技术创新为驱动，长期致力于空调换热器生产装备、微通道换热器装备、高速精密冲床、伺服压力机、超高强钢/高强铝热成形和复合材料成形成套装备的研发、生产与销售，公司于2014年在上交所挂牌上市股票代码603088。

公司厂房面积200余亩，国际知名品牌高精尖数控加工设备数百台。拥有职工600余人，各类专业技术人员占比30%以上，设有企业研究院、浙江省工程技术中心、院士工作站、精达-北航汽车复合材料成形装备联合实验室，并聘有多名行业知名专家和外籍技术专家。2017年在美国成立子公司。拥有专利83项，起草并主导制定多项行业标准。公司拥有大型三坐标测量仪等先进检测设备，先后通过了ISO9001:2015质量管理体系、职业健康安全管理体系和环境管理体系等认证；其主要产品均获得CE认证。

公司与众多世界企业品牌建立战略合作伙伴关系，包括日本大金、松下、日立、美国约克、德国马勒、法雷奥、格力、美的、海尔等，产品远销50余个国家和地区。换热器装备自2008年以来国内市场占有率居于行业前列。

作为中国换热器装备领导者，公司具有供应高端换热器成套装备和承担交钥匙工程能力。空调换热器装备产品主要有空调翅片生产线，微收缩、多工位胀管机，发夹型智能弯管机，无屑切割小U套环等整套换热器生产设备；在汽车微通道换热器装备产品主要有高速翅片机、芯体组装机、翅片芯装一体机、制扁管机等。

作为高速冲床创新者，公司具有自主知识产权的GD系列电机定转子高速冲床；在承担了国家科技重大专项课题基础上，全系列开发了国际领先的MCP系列高速精密压力机，适用于新能源汽车电机、压缩机电机、高效工业电机等自动叠铆铁芯高速精密自动化冲压。CGA系列超精密高速冲床适用于集成电路引线框架、精密五金电子件、电子连接器等电子信息产业领域。

作为国内成形装备智能化先行者，公司对机械压力机和液压机等传统成形装备进行了伺服化智能化升级，在国内率先开发出具有绿色智能高效的多个系列单点/双点/四点伺服压力机，可广泛应用于汽车和家电等行业的精密冲压加工；随着汽车轻量化技术的快速发展，开发了具有世界领先水平的基于全电伺服压力机的汽车超高强钢/高强铝智能热成形生产线、用于碳纤维等复合成形的高速伺服液压生产线以及用于新能源汽车电池壳体成形高效专用机床，实现智能高端成形装备国产化。

创新驱动产业，振兴中国制造！宁波精达真诚期待与您合作，共创美好未来。



JDM Jingda Machine (Ningbo) Co., Ltd was founded in 1990. We are honored as [National Key High-tech Enterprise](#), National innovative model enterprise. Based on the corporate philosophy of "friendship, dedication, innovation and win-win", the company is driven by technological innovation and has long been committed to R&D, production and sales of air-conditioning heat exchanger production equipment, micro-channel heat exchanger equipment, high-speed precision press, servo press, super high strength steel hot stamping and composite forming equipment. The company were listed on the Shanghai Stock Exchange in 2014, company stock code 603088.

The company has a plant area for more than 200 acres, and more than 200 high-precision CNC machining equipments such as Hua Risti, Mazak, Nicholas, and Japan New Machines. JDM has more than 600 employees, including more than 30% of all kinds of professional and technical personnel. It has an enterprise research institute, Zhejiang Engineering Technology Center, academician workstation, and Automobile Composite Material Forming Equipment Joint Laboratory. JDM has hired many well-known experts and foreign technical experts. In 2017, JDM established a sales and customer service center in the United States. JDM has 83 patents, drafting and leading the formulation of many industry standards. The company has large-scale three-coordinate measuring machines and other advanced testing equipment. JDM has acquired ISO9001:2015 quality management system certification, occupational health and safety management system and environmental management system certification. Most of JDM main products are CE certified.

JDM has established strategic partnerships with many world corporate brands, including Denso, Japan Daikin, Panasonic, Hitachi, York, Mahler, Valeo, Gree, Midea, Aux etc. Currently our customers are spread in more than 50 countries and areas uses. In 2018, JDM forefront in heat exchanger equipment market shares.

As the leading company in China's heat exchanger equipment manufacturing field, JDM has led the formulation of five national industry standards such as "HVAC special tube expander". JDM has the ability to supply the whole production line of high-end heat exchanger equipment and undertake turnkey projects. JDM also keep research and developing new products. We have newly developed new GC series fin press line for air-conditioning heat exchangers industry. GC series Fin, micro-shrinkage multi-station vertical expanders, high-speed smart hairpin bender, chipless cutting U bender machine, drying machine, CNC benders, condenser bending equipment, and others different tube bending equipment. So JDM can supply the various heat exchanger tube end production equipment. JDM also developed a high-speed micro-channel machine in the automotive heater exchanger and power train cooling fields. For micro-channel equipment, JDM can supply core building machines, fin mill and core builder, tube mill and loading machines, fin mill, flat tube straighten production line, and high speed fin roller equipment etc.

As a high-speed press innovator, JDM developed a GD series motor stator and rotor high-speed punch with independent intellectual property rights. JDM undertook the national science and technology major project. Based on this project, the whole series of MCP series high-speed precision presses has developed to the world's leading position, which is suitable for high-speed precision automatic stamping of automatic rivet cores such as new energy automobile motors, compressor motors and energy-efficient industrial motors. CGA series ultra-precision high-speed punching machine is suitable for the electronic information industry such as integrated circuit lead frame, precision hardware electronic parts, and electronic linker.

As the forerunner of domestic intelligent forming equipment, JDM has carried out servo & intelligent upgrades for traditional forming equipment such as mechanical presses and hydraulic presses, which is the first Chinese green intelligent and efficient for SMC1/SMC2/SL2S/SL4S series of single-point/double-point/four-point servo presses. Those presses can be widely used in precision stamping processing in industries such as automobiles and home appliances. With the rapid development of automotive lightweight technology, JDM has developed a world-leading automotive SHSS/high-strength aluminum intelligent thermoforming production line based on servo presses, a high-speed servo hydraulic production line for composite forming of carbon fiber. The new energy vehicle battery case is formed from the high-efficiency special machine and tooling to realize the localization of intelligent high-end forming equipment.

Innovation drives the industry and revitalizes China! JDM Jingda sincerely looks forward to cooperating with you for a better future.



## 我们能在不同行业领域为您解决冲压成形问题

We can solve the problem of stamping forming for you in different industries

历经二十余年奋斗，宁波精达已发展成为集技术研发、加工制造、销售于一体的冲压成形生产厂商，广泛应用于航天航空、船舶汽车、电器电子、仪器仪表、医疗器械、五金用品等行业制造领域。

After twenty years of struggle, Ningbo Jingda has become stamping manufacturers set technology research and development, manufacturing, sales as a whole, Widely used in aerospace, automobile, ship electronic appliances, instrumentation, medical equipment, metal products and other industries such as manufacturing field.



MCP 系列 宽台面超精密高速压力机  
MCP SERIES WIDE MESA  
ULTRA PRECISION HIGH-SPEED PRESS




DCP 系列 电机定子冲床  
DCP SERIES MOTOR CORE  
HIGH SPEED PRESS



GD 系列 电机定子冲床  
GD SERIES MOTOR CORE HIGH  
SPEED PRESS




CGA 系列 时节式高速、超精度冲床  
CGA SERIES TIME OF ULTRA-HIGH  
SPEED SUPER PRECISION PUNCH



GC 系列 薄片冲床  
GC SERIES FIN PRESS




SMC1 闭式单点伺服压力机系列  
SMC1 SERIES DIRECT SERVO PRESS



SMC2 闭式双点伺服压力机  
SMC2 SERIES DIRECT SERVO PRESS




SL25 闭式双点多连杆伺服压力机  
SL25 SERIES STRAIGHT DOUBLE POINTS  
MULTI-LINK SERVO PRESS




SL45 闭式四点多连杆伺服压力机  
SL45 SERIES STRAIGHT FOUR POINTS  
MULTI-LINK SERVO PRESS



KDC 系列 精密冲床  
KDC SERIES PRECISION  
PRESS MACHINE




KSC 系列 双曲轴精密冲床  
KSC SERIES DOUBLE CRANK  
PRECISION PRESS MACHINE



BSY 系列 闭式双曲轴精密冲床  
BSY SERIES CLOSED DOUBLE  
CRANK PRECISION PRESS MACHINE



BSC 系列 双曲轴精密冲床  
BSC SERIES DOUBLE CRANK  
PRECISION PRESS MACHINE



FY 粉末成形机  
FY POWDER FORMING MACHINE

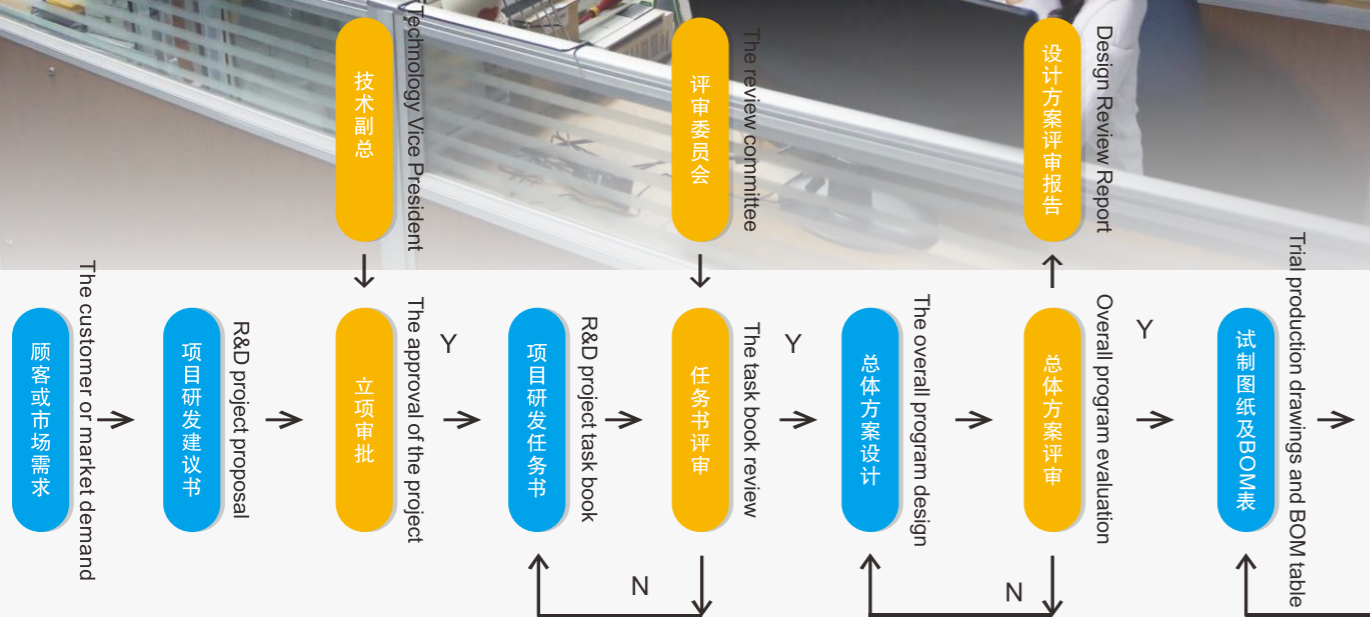


KDY 单动薄板冲压机  
KDY SINGLE-FUNCTION TYPE PRESS

# Research and Development 设计研发

一支500多名专职研发人员,使设计理念与世界同步,宁波精达与浙江大学、北京航空航天大学等知名院校开展产学研合作,在英国设有研发中心;建有浙江省数控装备实验室压力机实验中心;浙江省数控机械检测技术压力机实验室、标准化室、自动化室、试制室等。宁波精达取得了80多项专利,并有20多项专利正在申请中。起草制定6项国家行业标准。

More than 100 full-time R&D personnel have synchronized the design concept with the world. JDM cooperates with famous universities such as Zhejiang University and Beijing University of Aeronautics and Astronautics. There are R&D centers in the UK, press experiment centers in Zhejiang CNC equipment laboratory, press design room, standardization room, automation room and trial production room. Ningbo Jingda has obtained more than 80 patents, and more than 20 patents are being applied for. Six national industry standards have been drafted and formulated.



(注:图中虚线框表示可视具体情况而定) (Note: the dotted line boxes indicate according to the concrete circumstances)

## ■ 联手权威科研机构,自主研发引领未来

Together the authority of scientific research institutions, independent research and development and leading the future



创新联盟  
Innovation Alliance

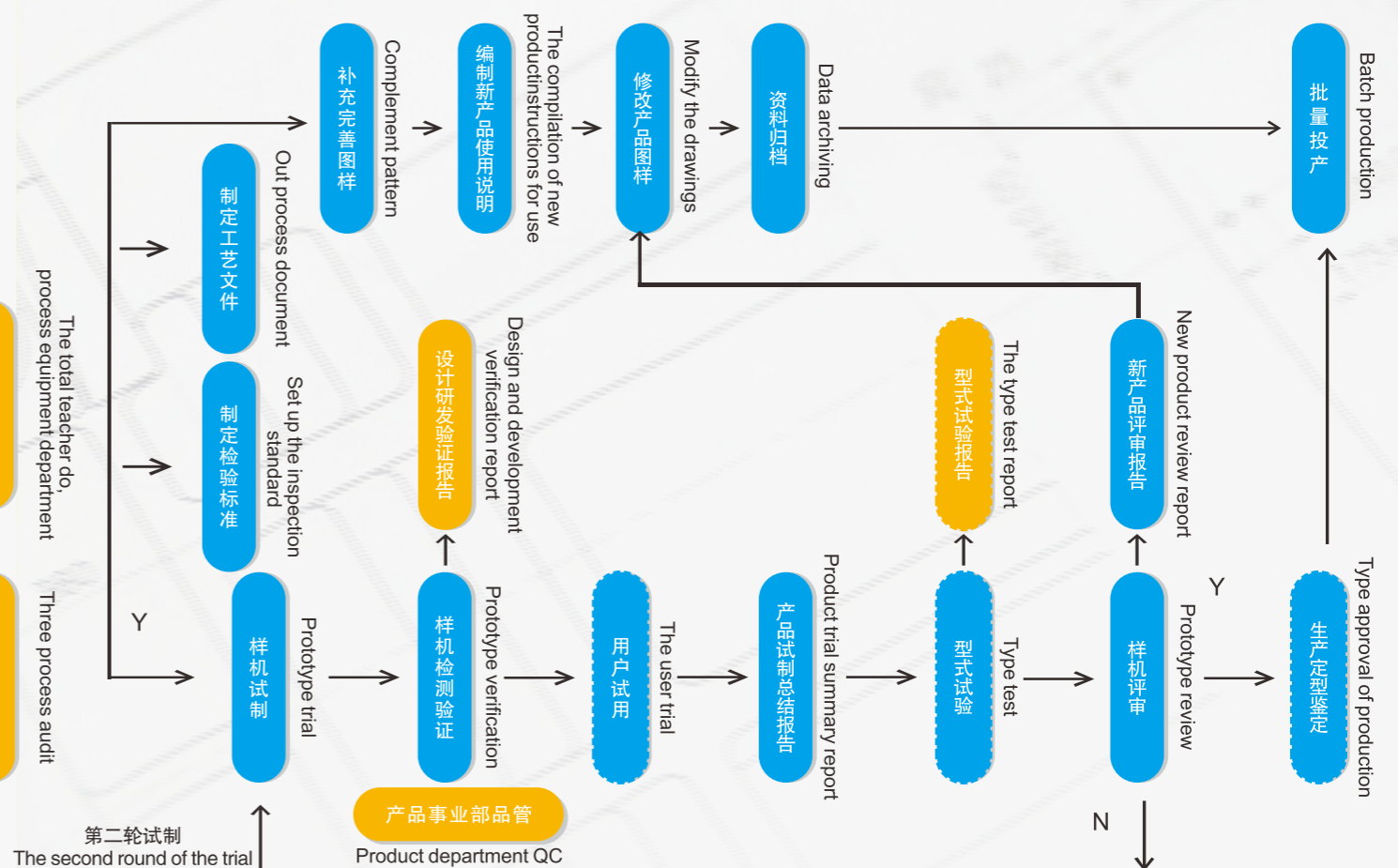
压力机实验室  
Press the laboratory



国外知名专家  
Foreign famous experts

设计研发团队  
Design and development team

产学研合作  
Estate Academy cooperation



# PROCESSING WORKSHOPS 加工车间

公司目前拥有两百多台国内外各类精密加工设备,日本马扎克五轴联动加工中心、日本马扎克铣复合加工中心、日本三菱重工五面加工中心、龙门式五面加工中心、台湾油机立式CNC车床、西班牙尼古拉斯落地镗铣加工中心、大型恒温恒湿加工车间等。



SHIN NIPPON KOKI  
New Japan-SNK beams pentahedron gantry machining center

The company currently has more than 200 domestic and foreign various types of precision machining equipment, Japan Mazak, five axis machining center, Japan Mazak milling machining center, Japan Mitsubishi heavy five face machining center, the Longmen type five face machining center, Taiwan oil machine, CNC vertical lathe, Spain Nicholas floor type boring and milling machining center, large constant temperature and humidity processing workshop etc.



西班牙尼古拉斯落地式镗铣加工中心  
Spain Nicholas floor-type boring & milling center



大型恒温加工车间  
Large constant temperature processing workshop

# PROCESSING WORKSHOPS 加工车间

# ASSEMBLY SHOP 装配车间

精密装配, 提升价值。机械手与冲床联合仿真装配体等一流装配设备, 极大提高装配效率, 通过调整、检查、试验等装配工序, 保证产品的高精度与可靠性。

Precision assembly, promotion value. The manipulator and the punch assembly joint simulation and other first-class assembly equipment, Greatly improve the assembly efficiency, through adjusting, inspection, testing and other assembly process, to ensure the high precision and reliability of the product.



研磨机  
Grinding machine



日本马扎克五轴联动加工中心  
Yamazaki Mazak five-axis linkage machining center




日本马扎克车铣复合加工中心  
Lathe & milling complex machining center



夏米尔线切割  
Wireless cutting ying



# ABOUT US 品质管理

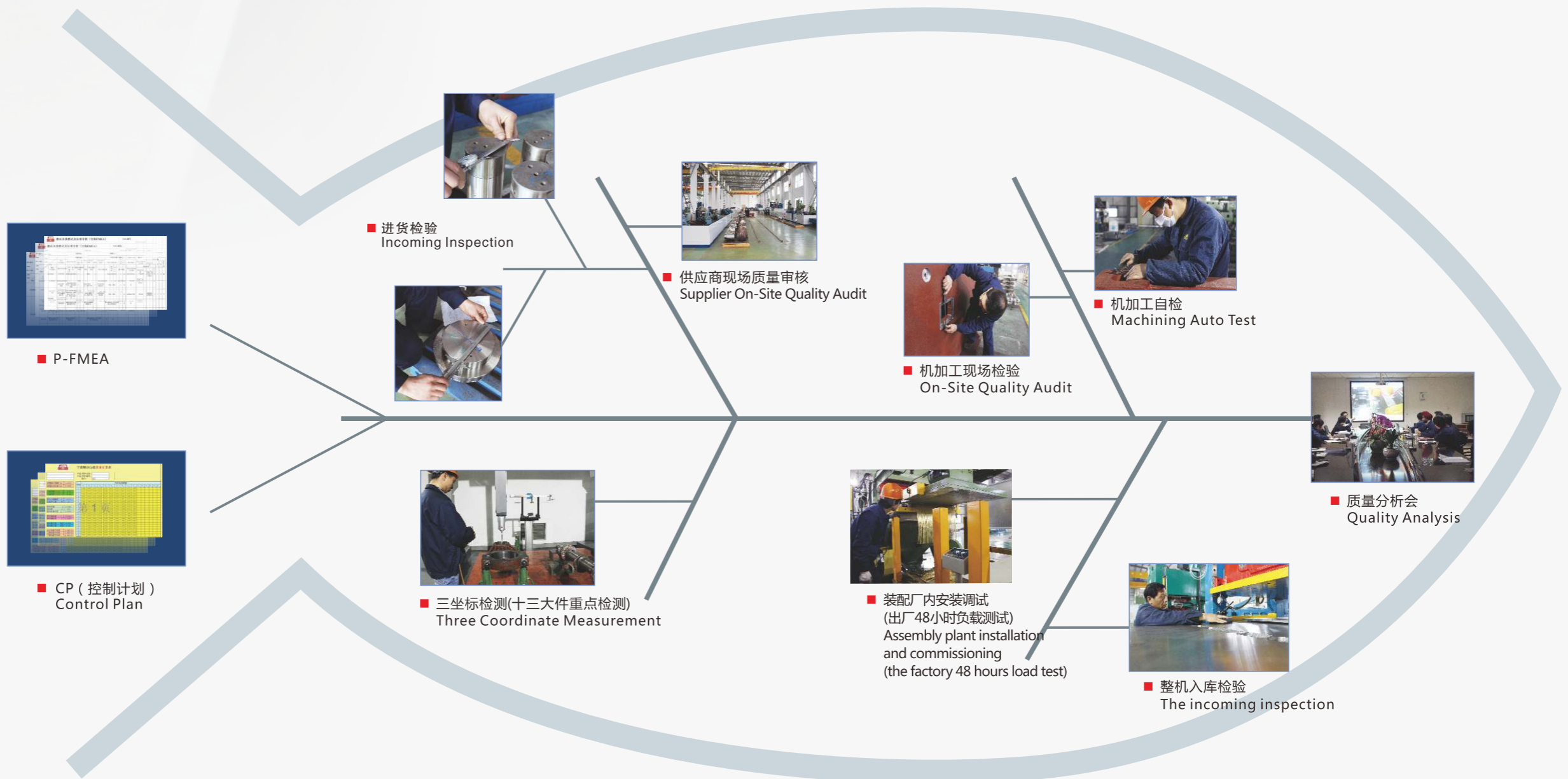


## 质量体系认证 Certificate of quality system




■ 质量为先,信誉为重。品质管理方面,宁波精达取得多项 ISO9000和CE权威认证,建立了完善的质量检测体系,引进大型瑞典海克斯康三坐标测量仪、影像测量仪、3D测量设备等先进检测设备,关键部件精密检测,确保产品零缺陷、零瑕疵。

■ Quality comes first, reputation as the most important thing. Quality management,Ningbo Jingda made a number of ISO9000 and CE on the Obtains the authoritative attestation certification,established a perfect quality inspection system,The introduction of large Swedish hexagon three coordinate measuring instrument,Image measuring instrument,3D measurement equipment of advanced detection Equipment,key components of precision testing,to ensure that products products meet the standard.



## MCP High-speed Precision Press MCP系列 高速精密压力机

- 1 顶置油缸
  - 2 模高调整装置
  - 3 导柱导套
  - 4 四点连杆
  - 5 动平衡装置
  - 6 双动力驱动
  - 7 八面滚动导向
- 1 The top cylinder
  - 2 Die height adjustment device
  - 3 Guide pin bushing
  - 4 Four point linkage
  - 5 Dynamic balance device
  - 6 Double power driving
  - 7 The eight surface of the rolling guide



### 产品特性 Product Features

- 采用三分割铸造机身、四柱顶置油缸、偏心轴四点连杆结构（单轴四点），四立柱上方各装有油缸，通过油缸可使上横梁带动滑块在导柱上作大范围的快速提升，既便于排除卡模及检查模具，又兼有液压过载保护的功能。
- 采用双动力驱动系统，即双电机、双飞轮、双离合制动器在主轴两端的结构。消除施力点处偏心的转动相位差，有效减小滑块的动态平行度变化。
- 传动轴采用滚动轴承和滑动轴承复合支撑，小的游隙能减小传动机构的总间隙（高精度），小的摩擦力能减小能量损耗（节能）。
- 滑块上面采用四组导柱导套结构，消除连杆摆动对滑块的侧向力，下面采用八面滚针导向装置。
- 配有动平衡装置，平衡滑块部件与上模的重量带来的惯性力，提高运动精度和减小振动。
- 装模高度自动调整。改变装模高度时，提升上横梁和滑块，在人机界面上输入新的合模高度值，四立柱上四组蜗套—蜗轮蜗杆机构由伺服电机驱动至设定位置，再下降上横梁和滑块。调整螺母间距大，为通用冲床的2倍，同样螺距所引起的滑块平行度误差更小。
- 上横梁装有平衡气缸，平衡滑块部件与上模的重量，提高运动精度。
- 采用带油温控制的稀油自动循环润滑系统，具有油路故障报警功能。
- Using three separated casting fuselage, four top cylinder, an eccentric shaft four connecting rod structure (single axis four points), four column above each equipped with cylinder, rapid promotion through the cylinder can make the upper cross beam drives a slide block for large scope on the guide pillar, which facilitate the removal of die and mould and card check, both hydraulic overload protection the function.
- The drive system uses the double power, namely double motor, flying wheel, double clutch brake at both ends of the spindle structure.
- To eliminate the eccentric rotation at the point of application of phase difference, the parallel degree of the dynamic change of effectively reducing the slider.
- The drive shaft with rolling bearings and sliding bearings composite support, small clearance can reduce the total clearance of the transmission mechanism (high precision), small friction can reduce energy loss (energy).
- A sliding block adopts four groups of guide pillar guide sleeve structure, eliminates the side force of connecting rod swing to the slider, below the needle guide device adopts eight.
- Equipped with dynamic balancing device, the balance of inertia force of the slider member and the upper die weight, improve the motion accuracy and reduce the vibration.
- Die height automatic adjustment. To change die height, lifting the upper beam and the slider, input clamping new height value in the man-machine interface, four column four groups of screw sleeve, a worm gear and worm mechanism is driven by servo motor to the set position, then drop the upper beam and the slider. The adjusting nut spacing, 2 times the same pitch slider universal press, caused by the parallelism error is smaller.
- The upper beam is provided with a balance cylinder, balance block and the upper die weight, improving the precision of movement.
- Automatic lubrication system to adopt thin oil zone temperature control, alarm function has the circuit fault.

### >>技术参数 TECHNICAL PARAMETERS

项目	Specification	Unit	MCP200-175	MCP220-200	MCP300-230	MCP300-270	MCP300-330	MCP300-370	MCP400-280	MCP400-330	MCP400-370	MCP500-330	MCP500-370
公称压力	Capacity	kN	2000	2200	3000	3000	3000	3000	4000	4000	4000	5000	5000
施力点数	Force points		2	2	3	3	4	4	4	4	4	4	4
能力发生点	Rated tonnage point	mm	3	3	3	3	3	3	3	3	3	3	3
滑块行程	Slide stroke	mm	30	30	30	30	30	30	30	30	30	30	30
冲压次数	Pressing times	spm	150~500	150~450	120~420	120~400	100~350	100~300	100~300	100~300	100~300	80~280	80~280
装模高度	Die height	mm	370~430	420~480	420~520	420~520	520~620	520~620	520~620	520~620	520~620	550~650	550~650
最小装模高度时提升量	Minimum die height when lifting capacity	mm	150	150	150	150	150	150	150	150	150	150	150
滑块尺寸 (LR×FB)	Slide size	mm	1750×700	2000×700	2300×800	2700×800	3300×900	3700×1000	2800×1000	3300×1000	3700×1000	3300×1200	3700×1200
工作台板尺寸 (LR×FB)	Working table area	mm	1750×950	2000×950	2300×1000	2700×1000	3300×1000	3700×1200	2800×1200	3300×1200	3700×1200	3300×1300	3700×1200
工作台板厚度 (标准)	The thickness of the working bedplate	mm	200	200	210	250	250	250	280	280	280	300	300
落料孔尺寸 (LR×FB)	The base of blanking holes area	mm	1500×310	1800×310	2000×410	2000×400	3000×500	3200×500	2500×510	3000×500	3200×500	2800×580	3200×580
主电机功率	The main motor power	kW	2×15	2×15	2×22	2×22	2×22	2×22	2×30	2×30	2×30	2×37	2×37
总功率	The total power	kW	37	37	51	51	51	51	70	70	70	90	90
正面开口宽度	Positive opening width	mm	1800	2050	2350	2750	3350	3750	2850	3350	3750	3350	3800
精度 (JIS B6402)	Accuracy (JIS B6402)		特级	特级	特级	特级	特级	特级	特级	特级	特级	特级	特级

产品以实物为准，如有变化不另行通知。  
Products are subject to physical objects without prior notice.



# GD Series Motor Core High Speed Press

## GD系列 电机定转子冲床

### 产品特性 Product Features

- 1 采用四柱、双点结构
  - 2 提升滑缸可将滑块整体提升,方便试模
  - 3 采用双动力驱动系统,节能、高效
  - 4 曲轴滑块结构,增加刚性,减少偏心负荷
  - 5 稀油强制循环润滑系统
  - 6 灵活方便的电控系统
- 1 Applying four post type, double dot structure
  - 2 Lifting slide cylinder can move the slider the ascension of the whole, convenient mould test
  - 3 The drive system uses the double power, energy saving, high efficiency.
  - 4 Crank slider structure, increase rigidity, reduce eccentric load
  - 5 Oil circulation lubrication system
  - 6 Flexible control system



顶置油缸结构  
Top cylinder structure

主轴两侧驱动  
Double sides driving system

伺服送料机  
Servo feeder

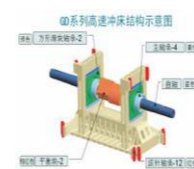
灵活方便的电气控制操作系统  
Flexible electric control operating system

### 适用领域 Applicable area

新能源汽车电机、压缩机电机、高效工业电机等自动叠铆铁芯高速精密自动化冲压。  
Automatic high-speed precision stamping, including new energy automobile motor, compressor motor, high-efficiency industrial motor, etc.



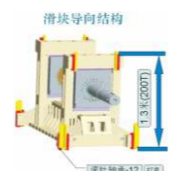
### 方形滑块轴承施力结构 Square Slide Bearing Structure



独特的方形滑块轴承两点施力结构(国家实用新型专利,专利号:ZL200520013877.0)使整机功率损耗小、承载能力强,机器的综合间隙远小于常规高速冲床,延长了模具的使用寿命。

The unique square slide bearing structure lowers the power losses and has strong load-bearing capacity. The space is smaller than the conventional high-speed Precision press, which extends the die life.

### 滑块导向结构 Slide Oriented Structure



滑块导向采用上下两组间距1米以上的12个滚针轴承零间隙导向,导向长度是常规冲床的2倍,有效抑制了滑块的水平位移和垂直倾斜,使机器具有更高的抗偏心载荷性能,从而提高了模具的冲压精度,保证了产品的冲压质量。

It adopts by two groups of 12 zero-space-oriented needle roller bearings up and down with more than 1 meter distance, which orientation length is two times of the conventional one it effectively inhibited the slider's horizontal displacement and vertical tilt ensuring the press with higher anti-eccentric load performance improving Punching precision and the quality of the product.

### 润滑冷却系统 Lubrication Cooling System

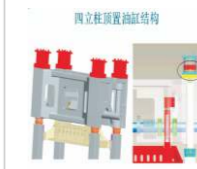
润滑冷却系统采用稀油强制循环,主轴上设有油温控制报警装置,随时监控主轴油温,一旦超过预先设定值,冲床自动报警停机。稀油温度由专用的油温冷却机控制,可适用于不同温度下的生产环境。独特的润滑冷却系统降低主轴的热变形,提高了滑块下死点精度,不仅延长了模具的使用寿命,而且也提高了产品的冲压质量。

The lubrication system adopts six air-oil lubrication technology, with small frictional resistance and low power losses; the cooling system adopts two air and fluid cooling innovative technology. A special part of the fluid cooling loop channel is designed on square slide bearing. The temperature of oil is controlled by a special oil cooling device, which can control the temperature of square slide bearing constantly. The unique lubrication cooling system reduces the thermal deformation of spindle and improves accuracy of the slider, which not only extends the die life, but also improves the quality of the products.

### 机身结构和多种装模方式 The Structure and a Variety of Loading Die

冲床主要零部件采用整体精密铸造流态砂成型,改变常规冲床机身钢板焊接结构,使机器机身刚性强、变形小。同时采用四根整体式立柱支撑上横梁和滑块,使工作面的左右、前后空间要比常规冲床大,对于特殊的超长模具能采用左右装模方式,方便客户对生产车间的灵活布置,使用方便。The main components use overall precision casting sand flow molding and change the conventional welding steel press body structure, so that making the machine body rigidity, and less deformation. At the same time, the use of four-column supporting beams and slider to work makes the space around the table bigger than the conventional one. As to special over-length die, left and right loading mode can be adopted.


### 四立柱顶置油缸结构 Four-column Overhead Tank Structure



独特的四立柱顶置油缸结构(国家发明专利,专利号:ZL200620103149.3),完全避免了模具卡模现象的发生,在过载时0.01秒内作出反应的液压过载保护装置,避免了由于模具误送、跳废料等引起的误操作对冲床和模具的损伤,保证了生产安全,同时大行程的滑块高度提升量使模具检查维修方便,提高了生产效率。

The unique four-column overhead tank structure avoids die locking situation completely. The standard liquid overload Protection device can react in 0.01 second, which avoids the damage of press and die because of fault operation. It ensures the safety and efficiency, and is easy to maintain.

### 合模高度调整结构 Die Height Adjustment Structure



左右立柱相距2米以上的合模高度调整螺母,使滑块持久保持高的平行精度,又大大提高了模具的使用寿命;可直接在显示屏界面输入合模高度数值,通过伺服电机和链条带动四个调整螺母自动调整到位。改进了常规冲床采用点动调模电机按钮,操作人员看着合模高度指示器来调整合模高度的方式,能准确的调整合模高度数值,使操作简单易学。

The die height adjustment nut with the columns about 2 meters away not only ensures the parallel precision, but also improves the die life. The numerical of die height can be input through display directly. The place can be adjusted through the four adjustment nuts which driving by the servo motor and the chain. It changes the former way to adjust the height (the operator adjust the height by looking at the indicator manually), making the operation easier and the adjustment more accurate.

## >>技术参数 TECHNICAL PARAMETERS

Specification		单位Unit	GD63A	GD125A	GD200LA	GD300LA
施力结构	Force structure		方形滑块轴承 Square slider bearing			
型式	Type		双点	双点	双驱双点	双驱双点
公称压力	Capacity	kN	630	1250	2000	3000
施力点数	Force points		2	2	2	2
能力发生点	Rated tonnage point	mm	3	3	3	3
滑块行程	Slide stroke	mm	30	30	30	30
冲压次数	Pressing times	spm	150~400	150~400	160~350	160~350
装模高度	Die height	mm	320~380	350~410	380~480	420~520
最小装模高度时提升量	Minimum die height when lifting capacity	mm	80	100	150	150
滑块尺寸(LRXFB)	Slide size	mm	950×530	1260×600	1750×760	2100×800
工作台板尺寸(LRXFB)	Bolster area (LRXFB)	mm	950×595	1300×650	1750×1000	2100×1000
落料孔尺寸(LRXFB)	The base of blanking holes area	kW	700×180	1000×250	1450×260	1700×410
主电机功率	The main motor power	kW	11	15	2×15	2×15
总功率	The total power	kW	16	22	37	37
正面开口宽度	Positive opening width	mm	750	1200	1750	2020

产品以实物为准,如有变化不另行通知。  
Products are subject to physical objects without prior notice.


# CGA Series Time Of Ultra-high Speed Super Precision Punch CGA系列 超精密高速压力机



## 适用领域 Applicable area

应用于半导体引线框架 (IC框架)、集成电路引线框架 (Leadframe)、精密五金电子件、电子连接器、精密马达铁芯等电子信息产业领域。

Mainly used in electronic information industry fields such as manufacture of semiconductor lead frame, integrated circuit lead frame, precision hardware and electronic components, electronic connectors, precision motor core.



连接器

芯片散热片

汽车、3C 电器端子、接插件

集成电路引线框架

LED 引线框架

继电器弹片

## 产品特性 Product Features

### 功能及特点

采用高刚性水平对称式肘节机构,能得到比传统单纯的曲轴运动完全不一样的特性.

热变位最少配合热平衡设计,控制下死点变位最小滑块随速度的变位量最少.

下死点附近时间比曲轴冲床滞留时间长,产生极好的压印效果,确保制品品质.

滚针式8面导轨横向震动及倾斜极小,实现了零间隙,获得极好的抗偏载能力,保护模具,延长模具寿命.并且以滑块为基准的8面导轨可分别调整,维护简单.

### Product Features

With high rigidity,level symmetric toggle mechanism,properties can be crankshaft than traditional completely different.

Thermal deformation of the minimum.with heat balance design control the bottom dead center position of minimum.

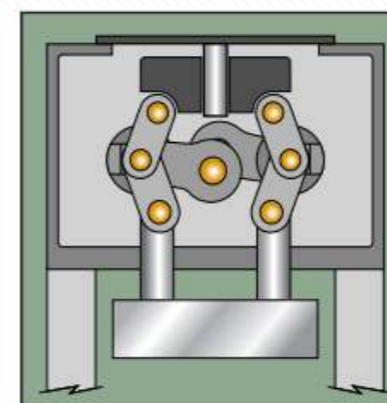
The slider displacement is minimum with speed change.

Near the bottom dead center of the crankshaft Epunch than retention time long,produce excellent embossed effect.to ensure product quality.

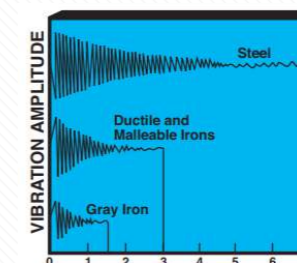
Needle roller type 8 surface guide rail.transverse vibration and inclined is zero clearance.obtain excellent partial load resistance protect the mold.extend the life of the mold.And 8 surface based on sliding block guide rail can be adjusted respectively,simple maintenance.

Advanced the toggle.the crankshaft stress only 30% of the tonnage count.the load in the transmission mechanism is broken down in the process of stamping.

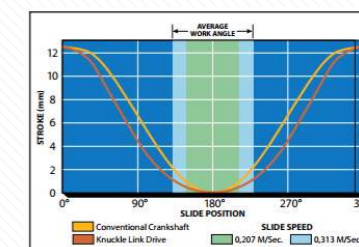
Widely used in electronics, communication, computer: household appliances,transpotation(car,motorcycle,bicycle), metal parts such as stamping and forming.



肘节传动 Link Design



铸件良好的减震特性



滑块运动曲线 Slide Motion

## >> 技术参数 TECHNICAL PARAMETERS

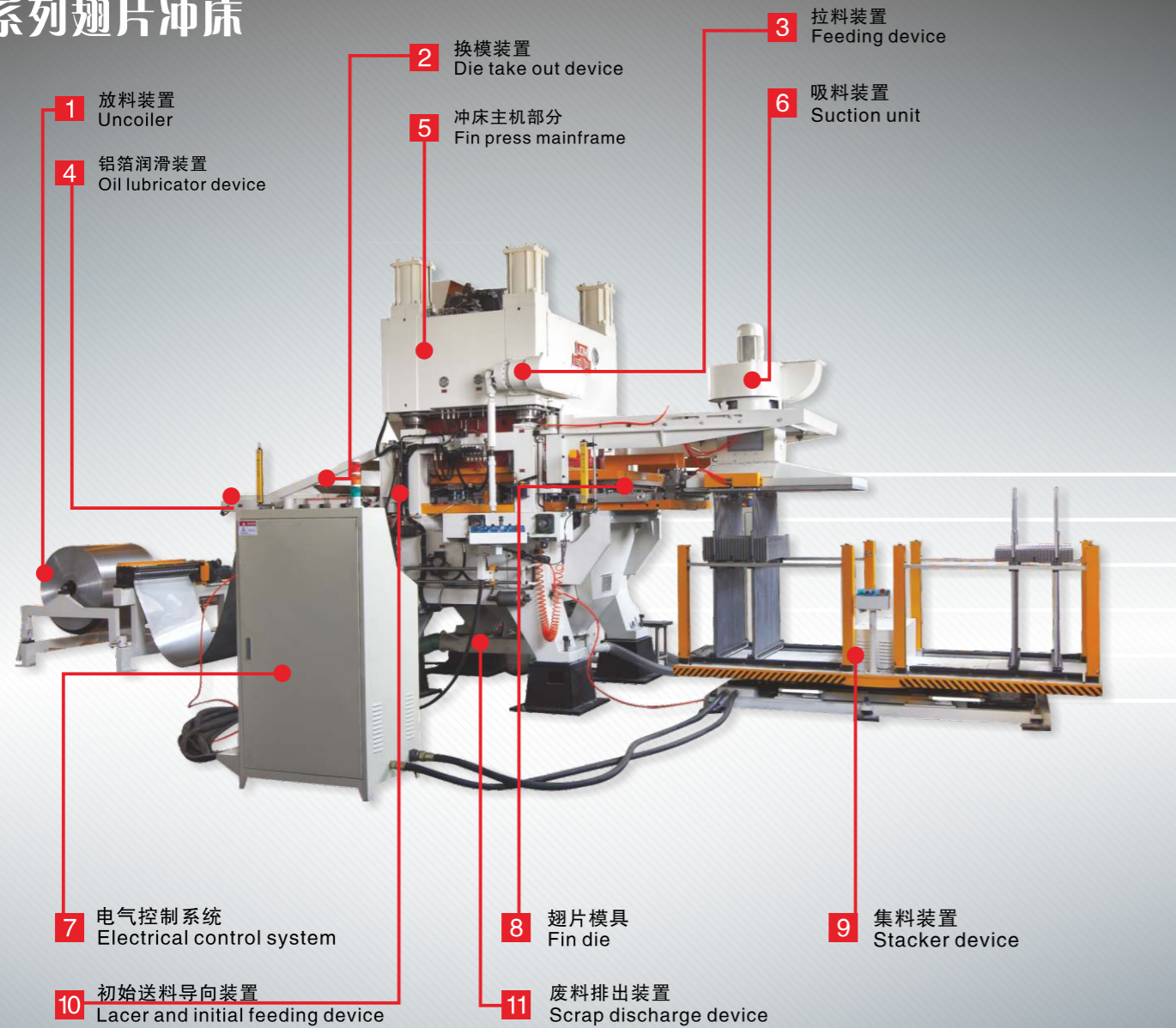
项目	MODEL	单位 Unit	CGA30	CGA40	CGA60	CGA60W	CGA80	CGA80W	CGA125
冲压力	Capacity	kN	300	400	600	600	800	800	1250
行程	Stroke length	mm	20/25/32	20/25/30/32	20/25/32	25/32/40/45/50	20/25/32/36	25/32	25/36
冲压次数	Stroke per minute	spm	200-1200/1050/900	180-1000/900/850/850	100-750/750/650	100-700/600/450/400/350	120-700/600/550/500	120-500/450	100-400/350
闭合高度	Die height	mm	240	240	300	340/340/335/325/320	320	320	350
滑块调整范围	Slide adjustment	mm	50	50	80	80/80/75/65/60	80	80	80
滑块底面	Slide area (L.R. X F.B.)	mm	600×300	750×340	1030×500	1280×500	1800×580	1380×580	1480×600
工作台板	Bolster area (L.R. X F.B.)	mm	600×400×90	750×500×120	1100×600×140	1350×600×140	1200×800×160	1500×800×160	1600×900×180
底座开口尺寸	The base opening with (L.R. X F.B.)	mm	400×100	560×120	840×120	1050×120	900×160	1200×160	1300×160
工作台板开口尺寸	Working table opening with(L.R. X F.B.)	mm	350×60	500×100	780×80	1000×80	860×120	1160×120	1260×120
侧开口	Side opening	mm	160	200	230	230	280	280	360
最大上模重量	Die height	kg	80	105	450	450	500	500	600
驱动电机功率	Main motor	kW	11	15	22	22	30	30	37
	正面开口宽度 Positive opening width	mm	750	1200	1750	2020			
	精度 (JIS B6402)	Accuracy (JIS B6402)			特级	特级	特级	特级	

产品以实物为准,如有变化不另行通知。  
Products are subject to physical objects without prior notice.

精度 (JIS B6402) Accuracy (JIS B6402) 特级 特级 特级 特级

# GC Series fin press


## GC 系列翅片冲床



铝翅片  
Aluminum fin



钢翅片  
Steel fin



铜翅片  
Copper fin

### 产品特性 Product Features

#### 1 滑块提升装

顶置油缸提升滑块，不需要将模具从冲床中移出，即可实现模具的检修。顶置油缸装置在主轴不旋转情况下，不改变下死点位置实现卡模解除。顶置油缸装置具有过载保护功能。

#### Slide Lift System

Hydraulic withdrawal system allows routine maintenance without removing the die from the press. Hydraulic withdrawal system allows you to raise the slide independent of drive shaft position. This feature makes it impossible to stick the press on bottom dead center. Hydraulic overload protection for main machine.

#### 2 双轴四点施力机构

四点施力确保载荷分布均衡，生产出的翅片一致性更易保证。

#### Two shaft and 4-point load

4-point load on slide ensures accurate load distribution to produce consistent fin dimensions across the die.

#### 3 机器装有动平衡装置，减少振动，提高冲次

**Dynamically balanced for less vibration, therefore increasing the press speed.**

#### 4 滑块导向

滑块采用八面导向，滚针无间隙导轨，导向长度长，导向精度高，延长模具寿命。

#### Guidance System

The Slider is guided with eight sides, and the guide has a longer length. All gibs use anti-friction roller bearing installed with zero clearance. This gives the slide a very high degree of accuracy for higher quality parts and longer tool life.

### GC-125H/160H 超高速翅片冲床同时具有以下特点 Features For GC-125H/160H

#### 1 伺服调模高装置

通过人机界面可设置合模高度

#### Adjust shut height by Servo motor

Adjustable shut height can be set through man-machine interface.

#### 2 伺服压料

通过伺服调整压铝箔力的大小，减少铝箔被拉伤

#### Pressure on the aluminium-foil by SERVO

Adjust the Pressure on the aluminium-foil by SERVO to reduce the risk of breaking it.

#### 3 伺服卸料

通过伺服控制，提高翅片切断与卸料的配合度

#### Unloading fin by SERVO

Servo improve the degree of fit between cutting and unloading.

#### 4 导向装置的润滑采用润滑系统

Guidance System is lubricated with recycled dilute lubrication oil.

### >>技术参数 TECHNICAL PARAMETERS

项目	MODEL	单位 Unit	高速				超高速	
			GC60P	GC100-36P	GC200P	GC125S	GC125H	GC160H
公称压力	Capacity	kN	600	1000	2000	1250	1250	1600
滑块行程	Stroke length	mm	40	40	60	40	30	40
冲压次数 (空载)	Press speed	spm	150~300	150~300	150~230	150~300	150~400	150~350
装模高度	Die height	mm	270~320	270~320	270~320	270~320	270~320	260~310
最小装模高度提升量	Minimum die height when lifting capacity	mm	150	200	200	200	150	200
滑块尺寸 (LRxFB)	Slide area (L.R. x F.B.)	mm	900×850	1300×1160	1300×1150	1350×1300	1300×1300	1500×1450
工作台板尺寸 (LRxFB)	Bolster size (L.R. x F.B.)	mm	1040×880	1320×1190	1320×1190	1780×1355	1780×1355	2000×1500
主电机功率	Main motor	kW	7.5	11	22	15	18.5	22
总功率	Total power	kW	18.5	22	33	26	34.5	40
卷料内径	ID of aluminum	mm	F150	F150	F150	F150	F150	F150
卷料最大外径	OD of aluminum(max)	kg	F1000	F1200	F1200	F1200	F1200	F1200
卷料最大宽度	Width of aluminum(max)	kW	550	850	850	1100	1100	1200
集料高度	Height of collecting	mm	普通750 / 升降900					

产品以实物为准，如有变化不另行通知。  
Products are subject to physical objects without prior notice.

# SMC1 SERIES DIRECT SERVO PRESS

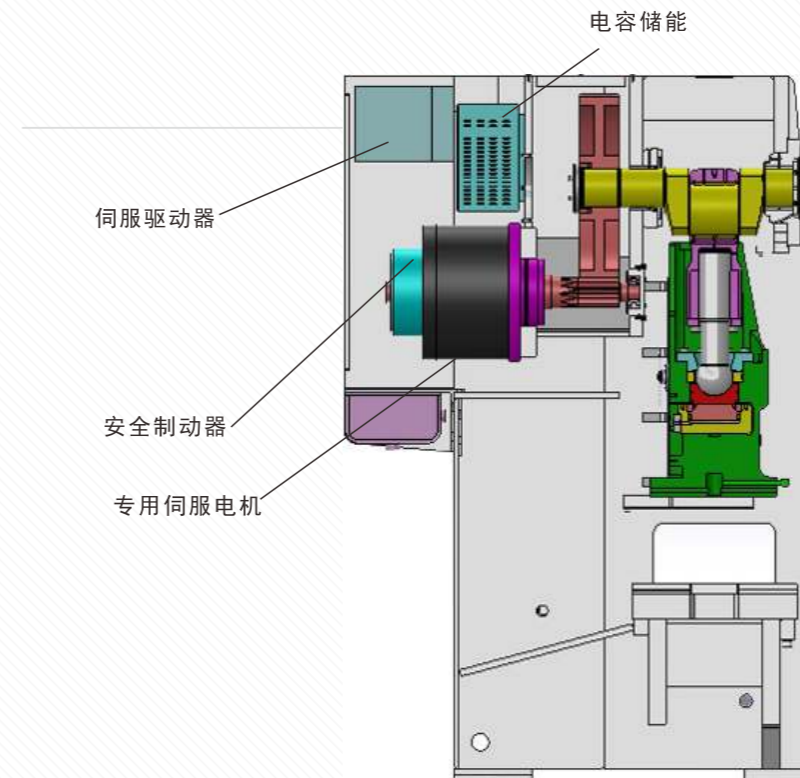
## SMC1 闭式单点伺服压力机系列

1. 低转速力矩电机  
High Torque, Low RPM Servo-Motor
2. 伺服驱动和控制  
Amplifier/Servo-Controller
3. 能源管理系统  
ECO Servo Press Energy Management System
4. 手动步进调模  
Manual Step Feed
5. 标准型结构  
Standard Mechanical Drivetrain
  - a: 齿轮轴  
Driveshaft with Integral Pinion
  - b: 大齿轮  
Main Gear
  - c: 曲轴  
Crankshaft
  - d: 球头螺杆副  
Connection Rod with Ball Type Connection
  - e: 滑块电动调模  
Electric Motor Slide Adjustment
6. 机械安全制动器  
Mechanical Safety Brake (SS1S-1600在尾部)
7. 过载保护装置  
Hydraulic Overload Protection
8. 安全防护, 正面光幕, 侧面机械栅栏  
Light Curtains Across Die Space Area with Mechanical Side Guards
9. 滑块六面全导向  
Full Length 6-Point Slide Guides
10. 自动稀油循环润滑系统  
Full Recirculating Oil Lubrication System
11. 彩色触摸屏数控操作系统  
CNC Control with Color HMI
12. 滑块运动可自由编程  
Infinitely Programmable Stroke Profile Control
  - a: 匀速运动Constant Velocity Motion
  - b: 九种预置运动曲线Nine Pre-Programmed Motions
  - c: 钟摆运动模式Pendulum Motion



- 1 液压解除闷车装置 装模高度显示0.01mm 滑块电动调节
- 2 上死点位置预设置功能 强制润滑系统(稀油) 控制面板
- 3 液压解除闷车装置 装模高度显示0.01mm 滑块电动调节
- 4 上死点位置预设置功能 强制润滑系统(稀油) 控制面板
- 5 T型操作台
- 6 操作形式 伺服驱动
- 7 多种冲压工艺控制器 伺服控制器 电源监控 可编程控制器
- 8 人机界面 四组备用凸轮 产量计数
- 9 三组可预设, 六位显示 99套模具存储
- 10 照明灯机床前方
- 11 紧急停止按钮
- 12 吹料接口

### 结构示意图 Structural Hint



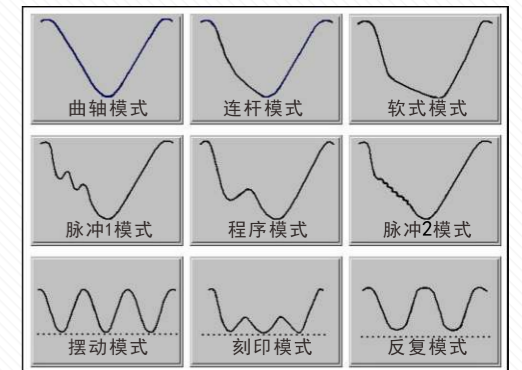
#### 标准传动系统

- 齿轮轴 Driveshaft with Integral Pinion
- 大齿轮 Main Gear
- 曲轴 Crankshaft
- 球头螺杆副 Connection Rod with Ball Type Connection
- 滑块电动调模 Electric Motor Slide Adjustment

#### 功能特点

- ◆ 闭环控制
- ◆ 重复定位精度±0.01mm
- ◆ 下死点自动修正±0.01mm
- ◆ 保压功能
- ◆ 几何精度 JISB6402 I级

#### 典型工作曲线



### 技术参数 TECHNICAL PARAMETERS

产品型号Model	单位Unit	SMC1-80	SMC1-110	SMC1-160	SMC1-200	SMC1-250	SMC1-300	
公称力Tonnage Capacity	千牛kN	800	1100	1600	2000	2500	3000	
滑块行程	全行程	160	180	200	220	250	400	
	正反转	毫米mm	60/100/130	70/110/160	80/120/160	110/160/200	120/180/240	180/240/300
连续行程次数	全行程	次/分SPM	~80	~70	~60	~50	~45	~35
	正反转	次/分SPM	118/96/82	114/93/76	100/82/68	81/67/57	65/55/45	52/45/38
闭模高度 Die Height	毫米mm	320	320	350	400	450	540	
装模高度调节量 Slide Adjustment	毫米mm	80	90	100	100	110	120	
滑块底面尺寸 Slide Area (LR×FB)	毫米mm	540x460	630x520	700x580	1000x650	1150x80	1300x900	
工作台板尺寸 Bolster Area (LR×FB)	毫米mm	900x600	1000x680	1150x760	1250x840	1500x1000	1700x1200	
主电机 Main Motor (AC Servo)	(kW)	35	40	40	65	100	120	
电源供应 Power Supply Capacity	(KVA)	16	16	22	32	37	45	

产品以实物为准, 如有变化不另行通知。  
Products are subject to physical objects without prior notice.

# SL4S SERIES STRAIGHT FOUR POINTS MULTI-LINK SERVO PRESS

## SL4S 闭式四点多连杆伺服压力机

6300-16000KN

### 产品特性 Product Features

- 1 **超大工作行程**  
行程媲美液压机，并可任意位置停止和返回，满足多种冲压工艺的要求。
- 2 **超高工作效率**  
与传统机械压力机相比，机械零部件更少，传动效率更高、易维护，便于机器人、机械手等自动化连线。
- 3 **超大工作台面**  
四点结构，抗偏载能力强，是大型模具冲压、连续模冲压的最佳选择。
- 4 **超高成形精度**  
下死点精度动态智能补偿，工作区域重复定位精度±0.01mm，制品精度高，模具寿命长。
- 5 **超低生产能耗**  
专利传动机构超大增力比，配置低功率伺服电机，经高效优化转动惯量，实现5-10倍增大功率输出，能耗低，性价比高。

- 1 **Super Large Stroke Length**  
On a par with hydraulic press can be stop and return at any position to meet several technology.
- 2 **Super High Work Efficiency**  
Compared with traditional mechanical press, with less mechanical parts, ensure high work efficiency, easily for maintaining, convenient for connecting with automatic transfer line.
- 3 **Super Large Work Table**  
Four points with strong resist unbalance loading strength, which is optimal for large moulds and progressive moulds.
- 4 **Super Forming Precision**  
Dynamic Intelligent compensation of bottom dead center accuracy, reposit ioning precision work area + / - 0.01 mm, ensure high precision of stamping products, and long service of mould life.
- 5 **Super of Saving Energy**  
Patent drive mechanism with super power, equip with low power servo motor, through high efficient energy transformation realize 5-10 multiplication high-power output, low energy consumption and high performance/price ratio.

### 应用领域 Application Area



### 超高强钢热成形，高强钢冷冲压，铝合金冷热成形，碳纤维增强复合材料成形

精密零件连续模高效冲压生产

Suitable for precision parts of progressive dies manufacturing efficiently

壳体、拉伸类复杂零件多工位成形加工

Suitable for multi-station drawing technology of shell and complex parts

汽车高强钢冷冲压、超高强钢热成形冲压生产

Suitable for cold stamping of high strength steel and hot stamping of super high strength steel for auto industrial

产品以实物为准，如有变化不另行通知。

Products are subject to physical objects without prior notice.

## 独特优势 Unique Advantages

A

### 加工范围广 Wide Application Range

超大行程及多种工艺曲线，可以解决难成形材料成形、复杂形状零件成形、复合成形及高精度成形技术要求。 Super Large Stroke and several process curves solving the problems of difficult forming technology, complicated shape technology, composite forming technology, and high precision forming technology.

B

### 全智能控制 Completed Intelligent Control

自动化系统与主机高度集成，可实现高精度、高效率控制 Automation systems integrated with servo press realize high precision and high efficiency control

C

### 工作柔性化 Technology Flexibility

可以根据不同零件设定不同工作方式，用最可靠最有效率的方式生产 Adopt the most efficient and reliable ways to set working mode according to different parts.



## 技术参数 TECHNICAL PARAMETERS

项目名称	单位	SL4S-630	SL4S-800	SL4S-1000	SL4S-1250	SL4S-1600
公称力	kN	6300	8000	10000	12500	16000
公称力行程	mm	6(按工艺曲线)	6(按工艺曲线)	6(按工艺曲线)	8(按工艺曲线)	8(按工艺曲线)
点数	点	4	4	4	4	4
滑块行程	mm	50-1000(按曲线可调)	50-1000(按曲线可调)	50-1000(按曲线可调)	50-1200(按曲线可调)	50-1200(按曲线可调)
最大装模高度	mm	1200	1200	1200	1200	1200
装模高度调节量	mm	500	500	500	500	500
滑块行程次数	次/分	可自由设定工作模式	可自由设定工作模式	可自由设定工作模式	可自由设定工作模式	可自由设定工作模式
		10/800 12/600 15/400	10/800 12/600 15/400	10/800 12/600 15/400	10/800 12/600 15/400	10/800 12/600 15/400
工作台有效尺寸(前后X左右)	mm	2200x4200	2200x4200	2200x4200	2500x4500	2500x4500
滑块底面有效尺寸(前后X左右)	mm	2200x4200	2200x4200	2200x4200	2500x4500	2500x4500
气垫力(单顶冠)	kN	1000	1000	1250	1500	2000
气垫有效行程	mm	250	250	250	300	300
移动工作台移动方向		无\前\侧	无\前\侧	无\前\侧	无\前\侧	无\前\侧
移动工作台最大承载量	吨	20	25	25	30	30
主电机功率	千瓦	200X3	238X3	238X4	238X5	238X6
气源风压	Mpa	0.5	0.5	0.5	0.5	0.5

# KDC Series precision press machine

## KDC 系列精密冲床

### 产品特性 Product Features

- 机身采用优质钢板焊制,经过消除应力工艺处理。提高了整机精度的稳定性和可靠性能。
- 为保证机器运转的相对平稳性,采用对称两支滑块、平衡器装置设计方式。
- 调模精度高达0.1 mm,安全、便捷、可靠。
- 曲轴、齿轮、连杆等部件,经硬氧化和研磨等,工艺处理后,只有极高的综合机械性能和耐用性。
- 机器结构设计合理,便于实现自动化生产和流水生产机构的组合。
- 采用高强度可靠的离合器/刹车装车和双联电磁阀,过载保护装置,确保生产操作安全最大化程度。



- The machine body is welded of quality steel sheet and treated by tension elimination,improve stability and reliability of precision of the machine.
- In order to guarantee the machine running in stable and smooth,adopts the design of symmetrical two slid boards with balancer.
- The precision of mold adjusting up to 0.1 mm,safety, reliable and convenient.
- Crank,gear,connect bar are oxidized hardening and milled,having super comprehensive mechanical performance and durable function.
- Reasonable structural design,is convenient for automatic production and line production
- Used reliable high intensity clutch/brake and twin electromagnetic valve,overloading protector can guarantee safe production all-around.

冲压机床广泛应用于: 航天航空、船舶汽车、电器电子、仪器仪表、医疗器械、五金用品等行业的制造。

The press machines are widely used for manufacturing in the industries of aviation & aerospace, ship & vehicles, electric and electronic appliances, instruments and meters, medical facilities, hardware etc.



### 标准装置

- 油压式过载保护装置
- 手动式滑块调整装置(KDC60及60以下)
- 电动式滑块调整装置(KDC60以上)
- 主电机(可调速)+变频器
- 机械式模高指示器(KDC60及60以下)
- 电动式模高指示器(KDC60以上)
- 滑块及模具平衡装置
- 旋转凸轮开关
- 曲轴角度指示器
- 计数器
- 二度落保护装置
- 喷风装置
- 人机界面

### Standard Unit

- Hydraulic over-load protector
- Manual slide adjust device(KDC below 60)
- Automatic slide adjust device(KDC60 or more)
- Main motor(adjustable)+Inverter
- Die height indicator(KDC below 60 )
- Automatic die height indicator(KDC60 or more)
- Balance device
- Rotary cam switch
- Crank angle indicator
- Electrical stroke counter
- Against over-run safety device
- Air ejector
- Human-machine interface

规格	Specification	单位	KDC-25			KDC-35		KDC-45		KDC-60		KDC-80		KDC-110		KDC-160		KDC-200		KDC-260			
型式	Model		H	S	V	V	H	V	H	V	H	V	H	V	H	V	H	V	H	V	H		
吨数	Capacity	Ton	25			35		45		60		80		110		160		200		260			
冲力发生位置	Rated tonnage point	s.p.m	3.2	1.6	3.2	3.2	1.6	3.2	1.6	4	2	4	2	6	3	6	3	6	3	7	3.5		
每分钟 变速	Speed changing	s.p.m	60-140	130-200	60-120	40-120	110-180	40-100	110-150	35-90	80-120	35-80	80-120	30-60	60-90	20-50	40-70	20-50	50-70	20-40	40-70		
行程数 定速	Stable speed	s.p.m	110			85		75		65		65		50		35		35		30			
行程	Stroke	mm	70	30	80	70	40	80	50	120	60	150	70	180	80	200	90	200	100	250	150		
最大闭合工作高度	Die height	mm	195	215	195	220	235	250	265	310	340	340	380	360	410	460	510	460	510	500	550		
滑块调整量	Slide adjustment	mm	50			55		60		75		80		80		100		110		120			
上工作台尺寸	Slide area	mm	300×230×50			360×250×50		400×300×60		500×360×70		560×420×70		650×470×80		700×550×90		850×630×90		950×700×100			
下工作台尺寸	Bolster area	mm	680×300×70			680×300×65		800×400×70		850×440×80		900×500×80		1000×550×90		1150×600×110		1250×800×140		1400×820×160		1500×840×180	
模柄孔	Shank hole	mm	Ø38.1			Ø38.1		Ø38.1		Ø50		Ø50		Ø50		Ø65		Ø65		Ø65			
主电动机	Main motor	kw.p	VS3.7×4			VS3.7×4		VS5.5×4		VS5.5×4		VS7.5×4		VS11×4		VS15×4		VS18.5×4		VS22×4			
滑块调整机构	Slide adjust device	HP	手动 Manual operation			手动 Manual operation		手动 Manual operation		手动 Manual operation		手动 Manual operation		手动 Manual operation		手动 Manual operation		手动 Manual operation		手动 Manual operation			
使用空气压力	Air pressure	kg/cm <sup>2</sup>	6			6		6		6		6		6		6		6		6			
冲床精度	Presses precision	mm	GB/JIS 1class一级			GB/JIS 1class一级		GB/JIS 1class一级		GB/JIS 1class一级		GB/JIS 1class一级		GB/JIS 1class一级		GB/JIS 1class一级		GB/JIS 1class一级		GB/JIS 1class一级			
冲床(长×宽×高)	Presses dimension	mm	1280×850×2200			1380×900×2400		1600×950×2500		1600×1000×2800		1800×1180×2800		1900×1300×3200		2300×1400×3800		2615×1690×4075		2780×1852×4470			
冲床重量	Presses weight	Ton	2.1			3		3.8		5.6		6.5		9.6		16		23		32			
模垫能力	Die cushion capacity	mm	-			2.3		2.3		3.6		3.6		6.3		10		14		14			
模垫行程长	Stroke	mm	-			50		50		70		70		80		80		100		100			
模垫有效面积	Die cushion effective area	mm	-			300×230		300×230		350×300		450×310		500×350		650×240		710×480		810×480			

产品以实物为准,如有变化不另行通知。  
Products are subject to physical objects without prior notice.

# KSC Series double caank precision press machine

## KSC 系列双曲轴精密冲床

### 产品特性 Product Features

- 机身采用优质钢板焊制,经过消除应力工艺处理。提高了整机精度的稳定性和可靠性。
- 为保证机器运转的相对平稳性,采用对称两支滑块、平衡器装置设计方式。
- 调模精度高达0.1mm,安全、便捷、可靠。
- 曲轴、齿轮、连杆等部件,经硬氧化和研磨等,工艺处理后,具有极高的综合机械性能和耐用性。
- 机器结构设计合理,便于实现自动化生产和流水生产机构的组合。
- 采用高强度可靠的离合器/刹车装置和双联电磁阀,过载保护装置,确保生产操作安全最大化程度。
- 本机采用高档合金钢、双曲轴、2工位宽中心,距连杆支承结构,优化设计,极大适合周密闭电气回路设计,可搭配任何的自动化设备。
- 用密闭电气回路设计,可搭配任何的自动化设备。
- The machine body is welded of quality steel sheet and treated by tension elimination,improve stability and reliability of precision of the machine
- In order to guarantee the machine running in stable and smooth,adopts the design of symmetrical two slid boards with balancer
- The precision of mold adjusting up to 0.1mm,safety, reliable and convenient
- Crank,gear,connect bar are oxidized hardening and milled,having super comprehensive mechanical performance and durable function
- Reasonable structural design,is convenient for automatic production and line production
- Used reliable high intensity clutch/brake and twin electromagnetic valve,overloading protector can guarantee safe production all-around
- Used high-grade alloy steel,double crank,wide work center with connection bar structure.the optimized design is suitable for large sizes and the mold bearing large impact loading as well as pressing of eccentric mold
- Adopted closed electric loop circuit. have compatible with any automatic equipments



110~250T



冲压机床广泛应用于: 航空航天、船舶汽车、电器电子、仪器仪表、医疗器械、五金用品等行业的制造。  
The press machines are widely used for manufacturing in the industries of aviation & aerospace, ship & vehicles, electric and electronic appliances, instruments and meters, medical facilities, hardware etc.

标准装置	Standard Unit	选购项目	Optional
干式离合刹车器	High performance dry clutch & brake	模垫装置	Die cushion
精达标准操作系统 Standard operating system of JINGDA	电子式曲轴角度显示器 Electronic crank angle led display	电动式黄油润滑装置	Electrical automatic lubrication system
	电子式运转速度显示器 Electronic speed led display	光电安全装置	Safety light curtain
运转模式选择 Operation Mode Selection	切/寸动/安全-行程/连续 /Off/inching/safety one stroke/continuous	滑块上部顶料装置	Slide knock-out device
油压过负荷保护装置	Hydraulic overload protector	主马达逆转装置	Main motor reversing circuit
主电机(可调速)+变频器	Main motor(adjustable)+inverter	安全挡块及安全插销	Safety die block with plug
二度落保护装置	Overru detector	附检知变联电磁阀	Dual solenoid valve with
T型双手按钮操作台	Portable 2-hand push	送料错误检测装置	Feeding error detection device
双联电磁阀	Dual solenoid valve	飞轮刹车装置	Flywheel brake
电动滑块调整装置	Electric slider control device	防震机械脚	Shockproof mechanical foot
累计计数器6位数	Total counter,6 digits	快速换模装置	Quick mold replace mechanism
预调计数器6位数	Preset counter,6 digits	上夹模器	Upper die clamper
保养计数器6位数	Maintenance counter,6 digits	下夹模器	Under die clamper
电子式旋转凸轮开关预留4组	Electronic rotary cam switch set aside 4 groups	举模器	Die lifter
喷风装置3/8"一路	Air ejector 3/8" one channel	移模臂	Die arm
空气源接头3/8"二路	Air source receptacle 3/8" two channel	自动送料装置	Automatic feed equipment
误送检知插座	Misfeed detection circuit	三合一NC矫直送料机 NC straightener feed c/w uncoiler(3 in 1)	NC roller feeder
电源插座(220V,二级,三级合一电源)	Power Receptacle (220V, two level, three level integrated power supply)	二合一机架兼矫直机	Staightener c/w uncoiler(2 in 1)
人机界面	Human-machine interface	矫直机(整平机)	Staightener

### >>技术参数 TECHNICAL PARAMETERS

规格	Specification	单位	KSC-110		KSC-160		KSC-200		KSC-250	
			V	H	V	H	V	H	V	H
型式	Model									
吨数	Capacity	Ton	110		160		200		250	
冲压发生位置	Rated tonnage point	mm	5	3	6	3	6	3	7	3.5
每分钟行程数	Stable speed	s.p.m	35-65	50-100	30-55	40-85	25-45	35-70	20-35	30-60
行程	Stroke	mm	180	110	200	130	250	150	280	170
最大闭合工作高度	Die height	mm	400	435	450	485	500	550	550	605
滑块调整量	Slide adjustment	mm	100		100		120		120	
下工作台尺寸	Bolster area	mm	1800 × 650 × 130		2000 × 760 × 150		2400 × 840 × 170		2700 × 900 × 170	
上工作台尺寸	Slide area	mm	1400 × 500 × 70		1600 × 550 × 70		1850 × 650 × 95		2100 × 700 × 95	
主马达	Main motor	kWxP	VS11 × 4		VS15 × 4		VS18.5 × 4		VS22 × 4	
使用空气压力	Air pressure	kg / cm <sup>2</sup>	6		6		6		6	
冲床精度	Presses precision		GB/JIS 1class 一级							
冲床(长X宽X高)	Presses dimension	mm	1745 × 2000 × 3059		1940 × 2200 × 3709		2235 × 2620 × 3849		2545 × 3000 × 4304	
冲床重量	Capacity	Ton	14.2		20		27.5		45.5	
模垫顶板面积	Die cushion work part dimension	mm <sup>2</sup>	350 × 235 × 2组		410 × 260 × 2组		540 × 350 × 2组		640 × 470 × 2组	

产品以实物为准,如有变化不另行通知。  
Products are subject to physical objects without prior notice.

# BSY Series Closed Double Crank Precision press machine

## BSY 系列闭式双曲轴精密冲床

### 产品特性 Product Features

- 曲轴驱动
- 一体式板焊机身
- 稀油循环润滑
- 焊接式滑块
- 八面导向
- The crankshaft drives
- One-piece plate welding machine
- Thin oil lubrication cycles
- Welding type slider
- Eight side guide



### 产品特性Product Features

- 机身采用优质钢板焊制,经过消除应力工艺处理,提高了整机精度的稳定性和可靠性能
- 调模精度高达0.1 mm,安全、便捷、可靠
- 曲轴、齿轮、连杆等部件,经硬氧化和研磨等,工艺处理后,只有极高的综合机械性能和耐用性
- 机器结构设计合理,便于实现自动化生产和流水
- 生产机构的组合
- 采用高强度可靠的离合器/刹车装车和双联电磁阀,过载保护装置,确保生产操作安全最大化程度
- 本机采用高档合金钢、双曲轴、2工位宽中心,距连杆支承结构,优化设计,极大适合大尺寸,模具之高
- 负荷冲压,更适宜承受偏心模之冲件
- 用密闭电气回路设计,可搭配任何的自动化设备

- The machine body is welded of quality steel sheet and treated by tension elimination,improve stability and reliability of precision of the machine
- The precision of mold adjusting up to 0.1 mm,safety, reliable and convenient
- Crank,gear,connect bar are oxidized hardening and milled,having super comprehensive mechanical performance and durable function
- Reasonable structural design,is convenient for automatic production and line production
- Used reliable high intensity clutch/brake and twin electromagnetic valve,overloading protector can guarantee safe production all-around.
- Used high-grade alloy steel,double crank,wide work center with connection bar structure,the optimized design is suitable for large sizes and the mold bearing large impact loading as well as pressing of eccentric mold
- Adopted closed electric loop circuit,have compatible with any automatic equipments



冲压机床广泛应用于: 航空航天、船舶汽车、电器电子、仪器仪表、医疗器械、五金用品等行业的制造。  
The press machines are widely used for manufacturing in the industries of aviation & aerospace, ship & vehicles, electric and electronic appliances, instruments and meters, medical facilities, hardware etc.

产品以实物为准, 如有变化不另行通知。  
Products are subject to physical objects without prior notice.

标准装置	Standard Unit	
干式离合刹车器	High performance dry clutch & brake	
精达标准操作系统 Standard operating system of JINGDA	电子式曲轴角度指示器	Electronic crank angle led display
	电子式运转速度指示器	Electronic speed led display
运转模式选择 Operation Mode Selection	切/寸动/安全-行程/连续 /Off/inching/safety one stroke/continuous	
油压过负荷保护装置	Hydraulic overload protector	
主电机(可调速)+变频器	Main motor(adjustable)+inverter	
二度落保护装置	Overru detector	
T型双手按钮操作台	Portable 2-hand push	
双联电磁阀	Dual solenoid valve	
电动滑块调整装置	Manual lubrication system	
累计计数器6位数	Total counter,6 digits	
预设计数器6位数	Preset counter,6 digits	
保养计数器6位数	Maintenance counter,6 digits	
寿命计数器6位数	Life counter, 6 digits	
电子式旋转凸轮开关预留4组	Electronic rotary cam switch set aside 4 groups	
喷风装置3/8"一路	Air ejector 3/8" one channel	
空气源接头3/8"二路	Air source receptacle 3/8" two channe	
误送检知插座	Missfeed detection circuit	
电源插座(220V,二级,三级合一电源)	Power Receptacle (220V, two level, three level integrated power supply)	
人机界面	Human-machine interface	

选购项目	Optional
模垫装置	Die cushion
Vs变速马达	Vs motor
光电安全装置	Safety light curtain
滑块上部顶料装置	Slide knock-out device
主马达逆转装置	Main motor reversing circuit
安全挡块及安全插销	Safety die block with plug
送料错误检测装置	Feeding error detection device
防震机械脚	Flywheel brake
快速换模装置	Quick mold replace mechanism
上夹模器	Upper die clamper
下夹模器	Under die clamper
举模器	Die lifter
移模臂	Die arm
基础螺丝及基础板	Anchor bolts & foundation plates
自动送料装置	Automatic feed equipment
三合一NC矫直送料机	NC straightener feed c/w uncoiler(3in 1)
NC滚轮送料机	NC roller feeder
二合一料架兼矫直机	Staightener c/w uncoiler(2 in 1)
矫直机(整平机)	Staightene

### >>技术参数 TECHNICAL PARAMETERS

规格	Model	单位	BSY160		BSY200		BSY250		BSY300		BSY400		BSY500		BSY600	
型式	Model		S	H	S	H	S	H	S	H	S	H	S	H	S	H
吨位	Capacity	Ton	160		200		250		300		400		500		600	
冲力发生位置	Rated tonnage point	mm	6	3	6	3	7	3	7	3	7	4	10	8	12	8
行程	Stroke	mm	180	130	250	150	280	170	250	170	300	170	350	250	350	250
每分钟行程	Stroke per minute	SPM	30-55	40-85	20-50	31-70	20-40	30-60	20-35	30-50	20-30	20-40	15-25	20-35	15-25	20-30
最大闭合工作高度	Die height	mm	450	400	500	450	550	450	550	450	550	450	600	550	700	600
滑块调整量	Slide adjustment	mm	100		120		120		120		120		120		150	
上工作台板尺寸	Slide area	mm	1600*650		1850*750		2400*900		A 2500*1000		A 2500*1000		A 2600*1000		A 2600*1000	
		mm	1600*650		1850*750		2400*900		B 3000*1000		B 3000*1100		B 3400*1400		B 3400*1400	
下工作台板尺寸	Bolster area	mm	1800*760		2200*940		2500*1000		A 2700*1000		A 2700*1000		A 2800*1000		A 2800*1000	
		mm	1800*760		2200*940		2500*1000		B 3200*1000		B 3200*1100		B 3400*1400		B 3400*1400	
侧向开口	Side opening	mm	700*450		900*600		900*600		A 900*600		A 900*600		A 900*700		A 900*700	
		mm	700*450		900*600		900*600		B 900*600		B 1000*600		B 1300*800		B 1300*800	
主电动机	Main motor	KW*P	15*4		18.5*4		22*4		30*4		37*4		45*4		55*4	
使用空气气压	Air pressure	Mpa	0.6		0.6		0.6		0.6		0.6		0.6		0.6	
冲床精度	Presses precision		GB/JIS 一级		GB/JIS 一级		GB/JIS 一级		GB/JIS 一级		GB/JIS 一级		GB/JIS 一级		GB/JIS 一级	
最大上模重量	Maximum die weight	kg	1200		1500		2000		2000		3500		4000		6000	



# BSC Series SERIES TWO POINTS PRESS BSC系列 闭式双点压力机

## 产品特性 Product Features

优质钢板焊接组合机身，液压预紧，高工作刚性  
高精度、合金钢焊接齿轮，可靠性高  
逆向运转偏心齿轮传动机构，消除传动侧向力  
大受力中心距结构，高工作偏载能力  
四角八面超长导轨导向，导向精度高  
低综合间隙，低工作噪音  
大扭矩低惯量气动离合器制动器，高可靠性，易维护  
高灵敏油压过载保护装置，安全性高  
重载稀油润滑系统，关键点实时监控  
安全PLC双回路控制  
预留周边自动化扩展模块

## Main function & features

Welded combination machine body of high quality steel plate , hydraulic pretension, high working rigidity  
High precision, alloy steel welded gear, high reliability  
Reverse operation of eccentric gear drive mechanism, eliminate lateral transmission force  
Large force center distance structure, high work load deflection capacity  
Four corners and eight sides of super long guiding rail, high precision of guiding  
Low comprehensive gap , Low Low working noise  
High torque low inertia pneumatic clutch brake, high reliability , easy maintenance  
High sensitive oil pressure overload protection device, high safety  
Heavy-duty thin oil lubrication system , real-time monitoring of key points  
Safety PLC dual circuit control  
Reserve peripheral automation extension module



冲压机床广泛应用于：航空航天、船舶汽车、电器电子、仪器仪表、医疗器械、五金用品等行业的制造。  
The press machines are widely used for manufacturing in the industries of aviation & aerospace, ship & vehicles, electric and electronic appliances, instruments and meters, medical facilities, hardware etc.

产品以实物为准，如有变化不另行通知。  
Products are subject to physical objects without prior notice.

## 标准配置 Standard

工业触摸显示屏  
Industrial touching screen  
变频调速电机+变频器  
Variable-frequency regulating motor + inverter  
油压过载保护装置  
Oil pressure overload protective device  
气动干式摩擦离合/制动器  
Pneumatic dry friction clutch brake  
强制润滑式滑块平衡器  
Forced lubrication type slider balancer  
电动模高调整装置  
Electrical die height adjusting device  
自动稀油循环润滑系统  
Automatic thin oil circulation lubrication system  
移动双手操作按钮  
Movable double hands to operate the button  
双联电磁安全阀  
Dual electromagnetic safety valve  
电子/机械凸轮双回路安全控制  
Electronic / mechanical CAM dual circuit safety control  
PLC电控系统  
PLC electronic control system  
飞轮刹车装置  
Flywheel brake  
模具安全栓  
Die safety bolt  
光电安全保护装置  
Photoelectric safety protection device

## 选配 Option

拉伸模垫（可增加行程调节和闭锁功能）  
Drawing die cushion(stroke adjustment and locking function can be added)  
移动工作台（移动形式可选）  
Movable workbench (movable type is option)  
吨位监控显示仪  
Tonnage monitor indicator  
伺服模高自动调整装置  
Automatic adjusting device of Servo die height  
气压自动调整装置  
Automatic adjusting device of air pressure  
液压湿式摩擦离/制动器  
Hydraulic wet friction brake  
滑块安全锁紧装置  
Slide safety locking device  
备用气源及自动气源  
Standby air source and automatic air source  
滑块上顶料装置  
Slide loading device  
快速换模装置  
Quick mold changing device  
自动可视安全门  
Automatic visual safety door  
地脚隔振器  
Floor isolator

## >>技术参数 TECHNICAL PARAMETERS

项目	Specification	单位Unit	BSC-400	BSC-500	BSC-630	BSC-800	BSC-1000	BSC-1250	BSC-1600	
公称力	Capacity	kN	4000	5000	6300	8000	10000	12500	16000	
公称力行程	Rated tonnage point(above B.D.C)	mm	13	13	13	13	13	13	13	
滑块行程长度	stroke length	mm	400	400	500	600	600	600	600	
滑块行程次数	Stroke per minute	SPM	10-20	10-20	10-20	10-20	10-18	10-18	10-18	
最大装模高度	Die height(S.D.A.U)	mm	900	1000	1000	1200	1200	1400	1400	
装模高度调节量	Slideadjustment	mm	350	400	400	500	500	600	600	
工作台面尺寸	左右	Working table area(L.R)	mm	2800	3000	3500	4000	4000	4500	4800
	前后	Working table area(F.B)	mm	1600	1600	1600	1800	1800	1800	1800
滑块底面尺寸	左右	Slide size(L.R)	mm	2800	3000	3500	4000	4000	4500	4800
	前后	Slide size(F.B)	mm	1600	1600	1600	1800	1800	1800	1800
气垫 (选配)	气垫力	Air cushion Force(opt.)	kN	600	600	800	1200	1500	2000	2500
	行程	Air cushion Stroke(opt.)	mm	10-200	10-250	10-250	10-300	10-300	10-300	10-300
移动工作台（选配）	Moving table (opt.)	/	侧移/前移							
工作台高度	Height from floor to the surface of table	mm	650	650	650	700	700	700	700	
主机功率	Main motor power	kW	55	75	90	110	132	160	200	

备注：可根据客户具体工艺要求特殊设计制造。Note: It can be designed and manufactured according to the specific process requirements of customers.

做世界一流的设备供应商

Do the world first-class equipment suppliers

## COMPOUND HYDRAULIC PRESS AND INTELLIGENT PRODUCTION LINE FCY系列高效液压机 15000-4000KN

### 功能特点 Functional characteristics

- 快上快下达到800mm/s  
Fast up and down up to 800mm/s
- 模压速度最高达到80mm/s  
Molding speed up to 80mm/s
- 生产节拍可突破30s  
Production beat can break through 30s
- 四角调平可达到0.05mm  
Four angle leveling can reach 0.05mm
- 建压时间可缩短至1S以内  
Build pressure time can be shortened to less than 1S
- 框架式四面开口，方便工艺拓展  
Frame type four side openings for convenient process expansion

### 应用范围 Applied range

- 可应用于热塑性长纤复合材料LFT模压  
Can be applied to thermoplastic long fiber composite LFT molding
- 也可应用于高端片材SMC模压  
Can also be applied to high-end sheet SMC molding



## FCY-D系列底置短行程精装压机 15000-4000KN

### 功能特点 Functional characteristics

- 加压反置，竹节抱闸，结构紧凑，机身刚性好  
Reverse pressure, slub brake, compact structure, good rigidity of the fuselage
- 压力传递路径短，建压时间可缩短至0.5S  
Pressure transfer path is short, pressure time can be reduced to 0.5S
- 液压系统集中在地面易于维护  
The hydraulic system is concentrated on the ground and is easy to maintain
- 地面高度仅6米，弱化厂房条件  
The ground height is only 6 meters, weakening the plant conditions
- 框架式四面开口，方便工艺拓展  
Frame type opening, convenient technology development

### 应用范围 Applied range

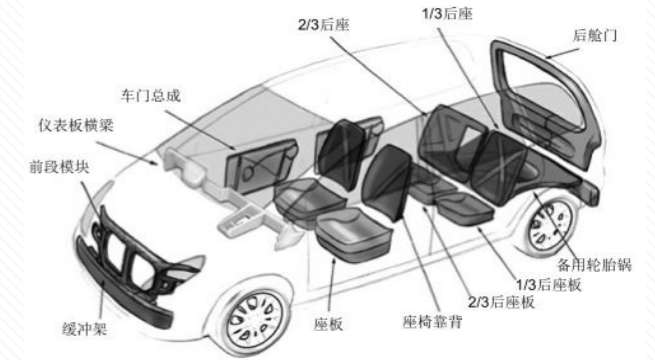
- 适用于热固性HP-RTM、热塑性T-RTM  
Suitable for thermosetting HP-RTM, thermoplastic T-RTM
- 也适用于湿法模压  
Also applies to wet compression molding



## INTELLIGENT PRODUCTION LINE

### LFT-D

智能生产线-LFT-D



## INTELLIGENT PRODUCTION LINE

### HP(T)-RTM

智能生产线-HP(T)-RTM



## 传统SMC压机生产线的自动化集成

Automatic integration of traditional SMC press production line

## 模压与注塑相结合的新工艺开发

Development of new technology for molding and injection molding

**KDY SINGLE-FUNCTION  
TYPE PRESS**  
KDY 单动薄板冲压机

**功能特点**


Functional characteristics

- 框架式结构，精度保持性好  
Frame structure, good precision retention
- 四角八面导轨，导向精度高  
Four-sided eight-sided guide, high-precision steering
- 液压系统采用整体式插装阀集成控制，动作可靠  
The hydraulic system adopts the integral cartridge valve integrated control, the movement is reliable
- 具有调整、手动、半自动三种操作方式和定压、定程两种成型工艺，可实现保压延时、延时可调  
Having adjustment, manual, semi-automatic three modes of operations and constant pressure, constant process two kinds of molding process, can achieve security rolling, adjustable delay

**适用领域**

Applicable area

- 零件的拉伸、弯曲，成型，翻边，以及冷、热挤压工艺  
Parts of the tensile, bending, forming, flanging, and cold, hot extrusion process



**肘节式复合驱动液压机**



- 小口径液压伺服高频响，建压响应快
- 机械增压，节能，动力站减少2/3
- 肘节式传力，保持了机械压机快速稳定的特性，可实现每分钟近10冲次的节拍
- 比例液压伺服化，任意压力曲线柔性工艺

**技术参数 TECHNICAL PARAMETERS**

型 号Model	单位Unit	KDY-500	KDY-630	KDY-800	KDY-1000	KDY-1200	KDY-1600	KDY-2000	KDY-2500
公称压力Nominal pressure	KN	5000	6300	8000	10000	12000	16000	20000	25000
回程力Return force	KN	560	600	800	1000	1200	1600	2000	2500
最大开口Maximum opening	mm	1500	1800	1800	2000	2000	2000	2000	2200
行程Stroke	mm	1000	1200	1200	1400	1400	1600	1400	1600
工作台面（左右*前后） Work surface (left and right * front and rear)		2000*1400	2500*1600	2500*1600	3600*2200	3600*2200	3600*2200	4000*2200	4000*2200
	mm	3000*2000	3000*2000	3600*2200	4000*2200	4000*2200	4000*2200	4600*2500	4600*2500
		3600*2200	3600*2200	4000*2200	4600*2500	4600*2500	4600*2500	5000*2500	5000*2500
快下速度Fast down speed	mm/s	450	450	450	450	450	450	450	450
工作速度Working speed	mm/s	20-110	20-110	20-110	20-110	20-110	20-110	20-110	20-110
回程速度Return speed	mm/s	400	400	400	400	400	400	400	400
液压垫吨位Hydraulic pad tonnage	KN	1600	2000	2500	3000	4000	5000	6000	6000
液压垫行程Hydraulic pad stroke	mm	300	350	400	400	400	450	500	500

**技术参数 TECHNICAL PARAMETERS**

型 号Model	单位Unit	FQY-800	FQY-1000	FQY-1200	FQY-1600	FQY-2000	FQY-2500
加压点 The pressor point	点	4	4	4	4	4	4
公称压力Nominal pressure	kN	8000	10000	12000	16000	20000	25000
行程Stroke	mm	1000	1000	1100	1100	1100	1200
闭合高度 Die height	mm	500~1000	500~1000	600~1000 800~1300	600~1000 800~1300	600~1100	800~1300
滑块调节量 Slide adjustment	mm	500	500	500	500	500	500
生产节拍 Take Time	件/min	≥6	≥6	≥6	≥6	≥6	≥6
滑块尺寸 Slider size	mm	RL4600XFB2500	RL4600XFB2500	RL4600XFB2500	RL4600XFB2500	RL4600XFB2500	RL4600XFB2500
工作台尺寸 Workbench dimension	mm	RL4600XFB2500	RL4600XFB2500	RL4600XFB2500	RL4600XFB2500	RL4600XFB2500	RL4600XFB2500
液压垫公称压力 Cushion Force	kN	—	—	2500(五点可调)	3000(五点可调)	4000(五点可调)	5000(五点可调)
液压垫行程Hydraulic pad stroke	mm	—	—	400可调	400可调	400可调	400可调
液压垫有效尺寸(指外圈顶杆中心距) Cushion size	mm	—	—	RL3750XFB1950	RL3750XFB1950	RL3750XFB1950	RL3750XFB1950
液压垫顶出速度 Speed	mm/s	—	—	最大200	最大200	最大200	最大200
□□□□ Work Table Size	mm	650	650	650	650	650	650
主功率Main power	kW	约270	约320	约360	约460	约550	约680

产品以实物为准，如有变化不另行通知。  
Products are subject to physical objects without prior notice.

# Powder metallurgy forming machine

## 粉末冶金成型机

### 产品特性 Product Features

具有先进的智能控制系统，通过人机对话，自动检测实现各项功能。操作方便，可靠，控制系统留有100余个产品工艺参数，可随时调用

采用对称结构布局设计，压力传递平稳可靠，配有对称压制压力高压缸，实现双向压制出模、装模位置固定，模架挡块大测量设计(0-20mm)，用户装模、调试效率提高1倍以上

压力传感装置配以计算机优化，实现跟踪、控制制品的质量，保证制品的一致性

节能型设计，比国内同类机耗电量少20%-30%

配有新型(上二下三)C型模架，其功能如下：

双上冲：上冲，内外冲行程双向可控，上外冲采用油气转换结构，其脱模力比进口机台提高4倍以上，保证上外冲特殊产品正常脱模，配有内冲、外冲弹出量可控性功能，并且首创上外冲段差调节，提高装模效率

下冲浮动板：配有消除模冲顶裂制品的功能

下冲浮动板均衡特性：开启均衡，冲击振动比其他机械压机小二倍；均衡气压≤0.3MPa能正常工作，避免冲击振动对制品损坏

更换模具，制品高度变化，模具尺寸变化，不用换挡块，加垫片，直接调整模架机构解决问题，方便操作、调模，减少调模工作量

下冲具有消除回弹功能

With advanced intelligent control system, through the man-machine dialogue, automatic detection to achieve the various functions. Easy and reliable operation, and the control system has more than 100 product technical parameters, can be called at any time

The symmetrical layout design, pressure transmission is stable and reliable, with symmetrical pressing pressure cylinder, achieve two-way pressing die, die filling fixed position, mold block block major design(0-20mm), users of die filling, debug mode to improve the efficiency of more than 1 times

The pressure sensing device is matched with a computer to optimize the quality of the product, which can realize the tracking and control of the product

Energy saving design, less than the same machine power consumption 20%-30%

A new (two three) C type mold, its functions are as follows:


Double uprush: erect, red inside and outside the stroke bidirectional controllable, outer directed by oil and gas transfer structure, the ejection force than the imported machine improved more than 4 times to ensure outer rushed normal release of special products, equipped with Chong, Chong pop-up controllability function, and the first outer section of red difference transfer, to improve the efficiency of mould assembly

Undershoot: equipped with floating plate to eliminate punch top split product function

Undershoot floating balance sheet characteristics: opening balance and vibration impact than other mechanical press two times; equilibrium pressure is equal to or less than 0.3MPa can normal work and avoid impact vibration of product damage

Replacement of mold, products are highly variable, die size change, no shift block, shim, adjusting mold agencies to solve the problem, convenient operation and adjust mode, reduce the workload of the regulating mode

It can eliminate the undershoot rebound function



注：本型录内产品尺寸及外观得以变更，不另行通知。 Note: the product size and appearance of the catalog to change, without notice.

型号	Model	Unit	FY60	FY100	FY160	FY200
参量名称	Parameter name	单位	规格Spec	规格Spec	规格Spec	规格Spec
最大压制力	Maximum pressing force	kN	600	1000	1600	2000
最大出模力	Maximum modulus of force	kN	300	600	1000	1200
最大装粉高度	Maximum loading height	MM	110	125	150	150
最大出模行程	Max out die stroke	MM	80	90	100	100
最大加压行程	Maximum compression stroke	MM	40	45	45	50
上滑块行程	Upper slider stroke	MM	160	170	180	190
上滑块调整范围	Upper slider adjustment range	MM	85	85	85	85
阴模板承受压力	Negative template under pressure	kN	300	500	1000	1000
成型次数	Forming times	N	6-18	6-18	5-16	5-16
多；少填充行程	More; less fill stroke	MM	3	3	5	5
主电机功率	Main motor power	kW	7.5	15	22	30
阴模面调整量	Female die surface adjustment	MM	±5	±5	±8	±10
电源	Power Supply	kN	380V3相50HZ	380V3相50HZ	380V3相50HZ	380V3相50HZ
压缩空气消耗	Compressed air consumption	L/MIN	70L	120L	180L	220L
双上冲内冲承受力	Double uprush inner punching capacity	kN	300	500	800	1000
双上冲外冲承受力	Double red outside the red bear	kN	600	1000	1600	2000
双上冲内冲段差	Double uprush inner punching section	MM	±2	±2	±2	±2
阴模行程	Female die stroke	MM	110	125	150	150
一下冲承受力	A lower tolerance	kN	600	1000	1600	2000
二下冲承受力	Two lower affordability	kN	300	500	800	1000
一下冲调整量	A lower amount of adjustment	MM	0-80	0-80	0-120	0-120
二下冲调整量	Two undershoot adjustment	MM	0-80	0-80	0-120	0-120
芯棒承受力	Mandrel bearing force	kN	150	180	200	250
固定冲头座承受力	Punch fixing seat capacity	kN	500	1000	1600	2000
一下冲挡块调整量	A lower block adjustment	MM	0-20	0-20	0-20	0-20
二下冲挡块调整量	Two lower block adjustment amount	MM	0-20	0-20	0-20	0-20
整机重量	Weight of whole machine	T	7	12.5	18	28

型号	Model	Unit	FY260	FY320	FY400	FY500
参量名称	Parameter name	单位	规格Spec	规格Spec	规格Spec	规格Spec
最大压制力	Maximum pressing force	kN	2600	3200	4000	5000
最大出模力	Maximum modulus of force	kN	1500	1800	2500	3000
最大装粉高度	Maximum loading height	MM	150	150	150	150
最大出模行程	Max out die stroke	MM	100	100	100	100
最大加压行程	Maximum compression stroke	MM	50	55	55	55
上滑块行程	Upper slider stroke	MM	190	200	200	200
上滑块调整范围	Upper slider adjustment range	MM	85	85	85	85
阴模板承受压力	Negative template under pressure	kN	1300	1600	2500	3000
成型次数	Forming times	N	5-15	5-15	5-15	5-15
多；少填充行程	More; less fill stroke	MM	5	5	5	5
主电机功率	Main motor power	kW	37	45	55	75
阴模面调整量	Female die surface adjustment	MM	±10	±10	±10	±10
电源	Power Supply	kN	380V3相50HZ	380V3相50HZ	380V3相50HZ	380V3相50HZ
压缩空气消耗	Compressed air consumption	L/MIN	240L	250L	300L	360L
双上冲内冲承受力	Double uprush inner punching capacity	kN	1300	1600	2000	2500
双上冲外冲承受力	Double red outside the red bear	kN	2600	3200	4000	5000
双上冲内冲段差	Double uprush inner punching section	MM	±2	±2	±2	±2
阴模行程	Female die stroke	MM	150	150	150	150
一下冲承受力	A lower tolerance	kN	2600	3200	4000	5000
二下冲承受力	Two lower affordability	kN	1300	1600	2000	2500
一下冲调整量	A lower amount of adjustment	MM	0-120	0-120	0-120	0-120
二下冲调整量	Two undershoot adjustment	MM	0-120	0-120	0-120	0-120
芯棒承受力	Mandrel bearing force	kN	250	300	400	500
固定冲头座承受力	Punch fixing seat capacity	kN	2600	3200	4000	5000
一下冲挡块调整量	A lower block adjustment	MM	0-20	0-20	0-20	0-20
二下冲挡块调整量	Two lower block adjustment amount	MM	0-20	0-20	0-20	0-20
整机重量	Weight of whole machine	T	34	38	42	58

产品以实物为准，如有变化不另行通知。  
Products are subject to physical objects without prior notice.

# cooperative partner 合作伙伴

